

	<b>DATA SHEET</b>	
Valid from: 10-01-2019	<b>FLEXIMARK® Thermal transfer printer EOS</b>	

Thermal transfer EOS series – one concept, two sizes.  
EOS2 printer is the compact for small work spaces.  
EOS5 prints label rolls up to 203 mm diameter.  
Touchscreen colour LCD display.



**Technical data**

Printing method:	Thermal transfer/Transfer
Print resolution (dpi):	300 (203 on request)
Display:	4,3" Touchscreen 272x480 pixel with colour
Print width up to (mm):	105.7
Print speed up to (mm/s):	150
Material thickness (mm)/weight (g/m²):	0,055-0.7/60-240*
Power supply:	100-240 VAC, 50/60 Hz
Approval:	CE, FCC class A, CB, CCC, UL

Temperature/humidity Operation:	+ 5 - 40°C/10 - 85% not condensing
Temperature/humidity Stock:	+ 0 - 60°C/20 - 80% not condensing

**Other product data:**

ETIM Classification:	EC001672
Country of origin:	DE

USB 2.0 Hi-speed device to connect a PC.  
1 x USB host 500 mA on the side of the operation panel for service key, USB memory stick.  
2 x USB host 500 mA on the back of the device for service key, USB memory stick, keyboard, barcode scanner, USB Bluetooth adapter, USB WLAN stick.

**Advantages:**

Combines all functions of a solid label printer with highest ease of operation.  
Text with long term durability thanks to thermal transfer printing.  
Thermal transfer printing method increases smudge, scratch resistance and resistance to oils and chemicals.  
Technical support.  
User-friendly thermal transfer printer.  
Many labels available in the FLEXIMARK® Marking system assortment.

**Storage:**

Cool and dry in original packaging.

**Delivery:**

Printer is delivered including USB cable and FLEXIMARK® Software

\*All materials are approximate values. Small labels, very thin, narrow, thick or stiff materials as well as labels with strong adhesives need to be tested first.

Creator: Fleximark/LR	Document: DB83259531EN CAB EOS Thermal transfer printer Version: 01	Page 1 of 4
-----------------------	--	-------------

	<b>DATA SHEET</b>	
Valid from: 10-01-2019	<b>FLEXIMARK® Thermal transfer printer EOS</b>	

### Product data:


Art no.	Description	Media core diameter (mm)	Media roll outside diameter up to (mm)	Size (mm)	Weight (kg)	Packaging unit
83259531	Thermoprint EOS2/300	38-76	152	253x189x322	4	1
83259532	Thermoprint EOS5/300	38-76	203	245x412x264	5	1

### Accessories CAB EOS:

Art no	Description	Packaging unit
83259530	External material holder EOS2/5	1
83259533	Cutter EOS2	1
83259534	Perforation cutter EOS2	1
83259535	Perforation cutter EOS5	1
83259536	Cutter EOS5	1

### External unwinder

When inserted, the material rolls are automatically centered. The unwinder cannot be installed with EOS mobile.	
Technical data	For EOS2, EOS5
Roll diameter up to mm	390
Core diameter from mm	38
Winding	Outside or inside
Roll weight up to kg	4



### Cutter and perforation cutter

Continuous materials such as textiles or shrink tubes are perforated before they are manually separated. In addition, the materials can also be cut. The cutter can be pivoted to exchange the material.	
Technical data	For EOS2, EOS5
Perforating web distance mm	2,5
Web width mm	0,8
Material width mm	45
Weight cardboard gr/m <sup>2</sup>	60-240
Thickness mm	0,05-1,1
Cutting length from mm	10
Gap height up to mm	2,5
Cuts/min up to	200
Label winding	Preferably outside
Monitoring	Cutter pivoted, final cutter position has not been reached




Creator: Fleximark/LR	Document: DB83259531EN CAB EOS Thermal transfer printer Version: 01	Page 2 of 4
-----------------------	--	-------------

# DATA SHEET



Valid from:  
10-01-2019

**FLEXIMARK® Thermal transfer printer EOS**



1. **Touchscreen – LCD display:** Clearly designed for highest ease of use.
2. **Ribbon retainer:** The stop is adjustable to the foil width.
3. **Roll holder:** The label roll is inserted and centred automatically when Margin Stop is pressed on and locked.
4. **Label guide:** The guides are adjusted to the material width with a knob.
5. **Drive roller:** It can be removed for cleaning or replacement without tools. As small labels may cause friction between printhead and print roller it is recommended to use in this case narrow print rollers with a width of 25, respectively 50 mm ensuring a better print image and extending the life of the printhead.
6. **Gap or reflective sensor:** The sensor position is adjustable by the red knob via a spindle. The set position is displayed with a LED.
7. **Printhead 203 or 300dpi:** The printhead can be easily removed by hand for cleaning or replacement.

1 x USB host 500 mA on the side of the operation panel for service key, USB memory stick.  
2 x USB host 500 mA on the back of the device for service key, USB memory stick, keyboard, barcode scanner, USB Bluetooth adapter, USB WLAN stick.



# DATA SHEET




Valid from:  
10-01-2019

FLEXIMARK® Thermal transfer printer EOS

## Related products:

In the FLEXIMARK® Marking system assortment there are different wire, cable and component labels available for printing with thermal transfer printer CAB EOS2 and EOS5. Within the ribbon assortment we offer resin, black, white, blue and red ribbon in width from 25 up to 110mm.



## Note:

Pictures are not to scale and do not represent detailed images of each product.